

## Application

Model MBD-15 is a manual balancing damper designed to regulate the flow of air in a HVAC system. They are not intended to be used in applications as a positive shut off or for automatic control. The design incorporates heavy gauge galvanized steel construction for durability and longevity. MBD-15 meets SMACNA's recommended construction requirements for manual balancing dampers.

## Ratings

### Pressure

Up to 4 in. wg (1kPa) - pressure differential

### Velocity

Up to 2000 fpm (10.2 m/s)

### Temperature

Up to 180°F (82°C)

## Construction

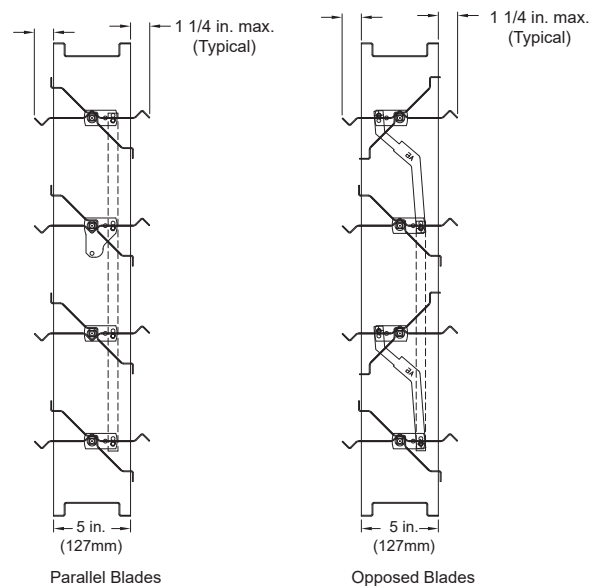
	Standard	Optional
<b>Frame Material</b>	Galvanized Steel	-
<b>Frame Thickness</b>	16 ga. (1.5mm)	-
<b>Frame Type</b>	5 in. x 1 in. (127mm x 25mm) hat channel	-
<b>Blade Material</b>	Galvanized Steel	-
<b>Blade Thickness</b>	16 ga. (1.5mm)	-
<b>Blade Type</b>	3V	-
<b>Blade Operation</b>	Opposed	Parallel
<b>Axle Bearings</b>	Synthetic (acetal) Sleeve	-
<b>Linkage Material</b>	Plated Steel	-
<b>Operator</b>	½ in. (13mm) locking manual quadrant with 1½ in. (38mm) standoff bracket for external insulation	Cable Operator
<b>Extension Pin</b>	½ in. (13mm) Diagonal glass reinforced polymer extends 3½ in. (89mm) beyond frame	½ in. (38mm) steel extension pin

## Options and Accessories

- 2 in. (51mm) stand off bracket
- Cable Operator
  - Round Ceiling Cup or Square Wall/Ceiling Plate
  - 3, 6, or 9 ft (.9, 1.8, 2.7 m) cable length



\*W & H dimension furnished approximately ¼ in. (6mm) undersize.



## Size Limitations

W x H	Minimum Size*	Maximum Size	
		Single Section	Multiple Section
<b>Inches</b>	6 x 6	48 x 60	96 x 96
<b>mm</b>	152 x 152	1219 x 1524	2438 x 2438

\* Note: If the height is less than 9 in. (228mm) or less, the damper will have one blade.

## Document Links

---



[INSTALLATION](#)



[CATALOG](#)



[SELECTION GUIDE](#)



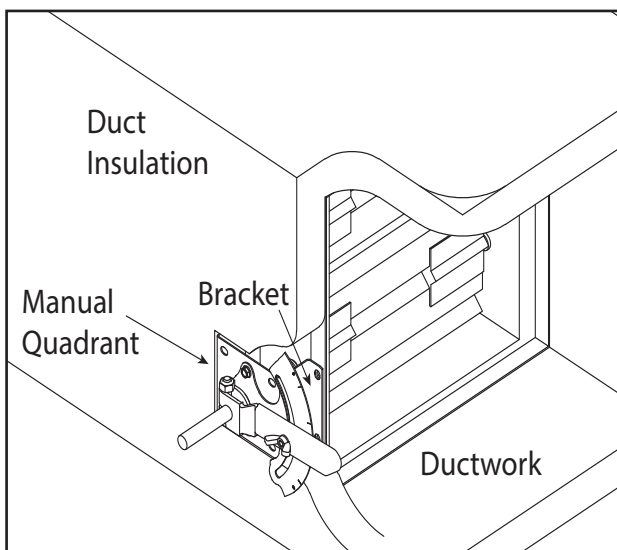
[WARRANTY](#)



[SPECIFICATIONS](#)

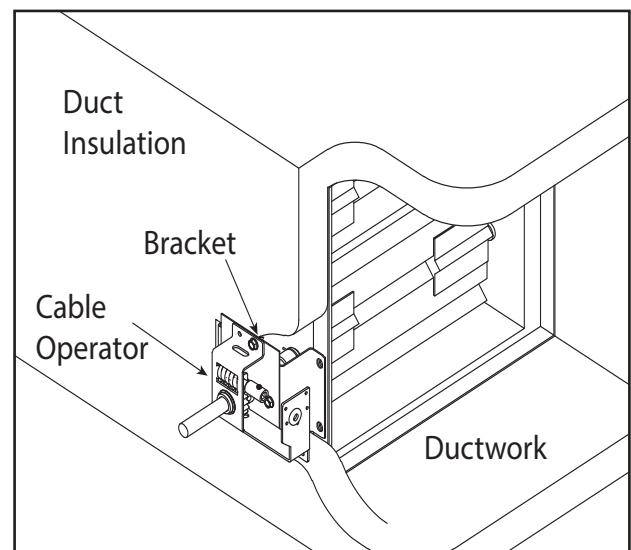
### Stand-off Bracket

1½ in. (38mm) standoff bracket is standard. It is used to extend the manual quadrant away from the ductwork to accommodate external insulation.

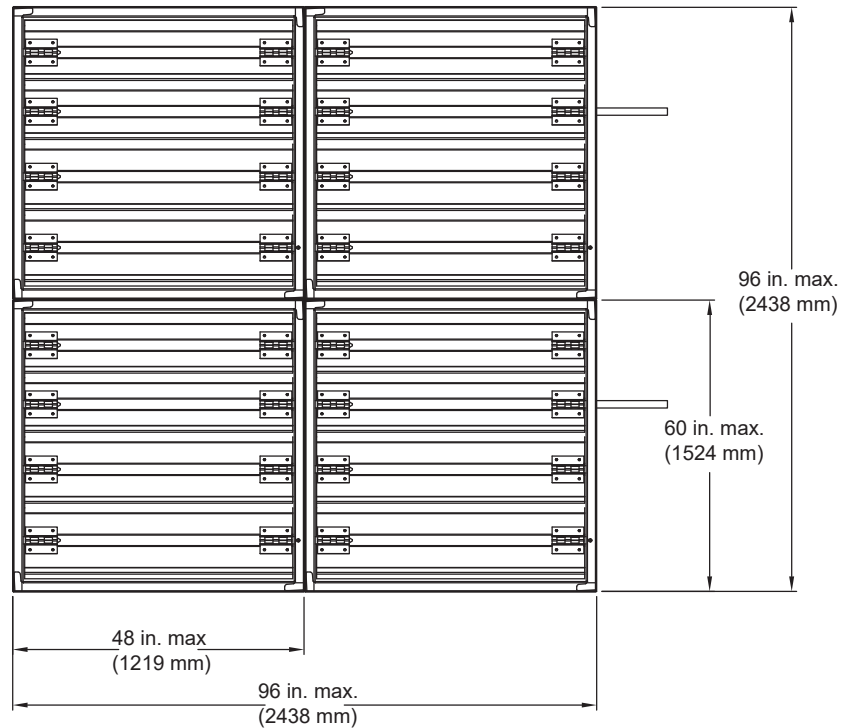


### Cable Operator - Optional

Cable operator is an option with either a round ceiling cup or square wall/ceiling plate design. Cable lengths are offered in 3, 6, or 9 ft (.9, 1.8, 2.7 m).



Dampers over 48 in. (1219mm) wide and/or 60 in. (1524mm) high are shipped as 2 equal sections (requiring field assembly).  
 For dampers larger than 96 in. W x 96 in. H (2438mm x 2438mm), use Greenheck model VCD-20 series.



Performance Data

Maximum recommended system pressure and velocity ratings are conservative to prevent misapplication. Dampers are structurally capable of withstanding higher limits, however it is recommended that Greenheck be contacted for an engineering evaluation before exceeding these limits.

Temperature: Applications above 180°F (82°C) may require special considerations.

Damper Width in. (mm)	Maximum System Pressure in. wg (kPa)	Maximum System Velocity fpm (m/s)
48 (1219)	2 (.5)	2000 (10.2)
36 (914)	2.5 (.63)	
24 (610)	3 (.75)	
12 (305)	4 (1)	

